



Institutional Report

Total Response
Count
21,918

Survey Responses by Campus

Campus	Count	Percent
Kamloops	21,495	98%
Williams Lake	423	2%

Survey Responses by Division

Division	Count	Percent
Faculty of Adventure, Culinary Arts and Tourism	975	4%
Faculty of Arts	4,924	22%
Faculty of Education and Social Work	2,597	12%
Faculty of Law	576	3%
Faculty of Science	6,019	27%
Faculty of Student Development	187	1%
School of Business and Economics	4,688	21%
School of Nursing	1,725	8%
School of Trades and Technology	227	1%

Survey Responses by Department

Department	Count	Percent
Accounting & Finance	1,367	6%
Adventure Studies	238	1%
Agricultural Related	782	4%
Allied Health	453	2%
Biological Sciences	1,351	6%
Computing Science	625	3%
Construction Trades	168	1%
Culinary Arts & Retail Meat	92	0%
EC, Elementary & Physical Ed	1,014	5%
Economics	854	4%
English & Modern Languages	1,304	6%
English as Second or Add Lang	665	3%
Geography & Environmental Studies	280	1%
Health Care Assistant	238	1%
Human Enterprise & Innovation	958	4%
Journalism, Comm & New Media	853	4%
Law	576	3%
Management, Information & Supply Chain	677	3%
Marketing & International Business	832	4%
Mathematics and Statistics	889	4%
Mechanical and Welding Trades	59	0%
Natural Resource Sciences	448	2%
Nursing	1,487	7%
Philosophy, History & Politics	699	3%
Physical Sciences	1,194	5%
Psychology	707	3%
Social Work and Human Service	543	2%
Sociology and Anthropology	634	3%
Tourism Management	645	3%
University & Employment Prep	375	2%
Visual and Performing Arts	434	2%
Arts Undeclared	13	0%
Applied Science & Engineering	277	1%
Career & Experiential Learning	128	1%
Counselling, Academic Supports & Assessment	59	0%

Survey Responses by Course Level

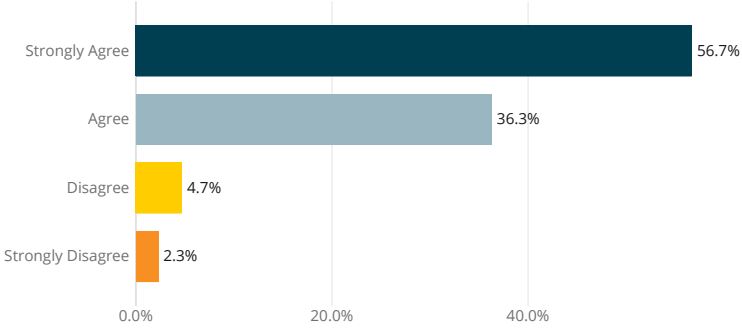
Course Level	Count	Percent
1000	8,032	37%
2000	5,384	25%
3000	4,658	21%
4000	2,085	10%
5000	514	2%
6000	242	1%
Preparatory	1,003	5%

Part A. Senate Questions

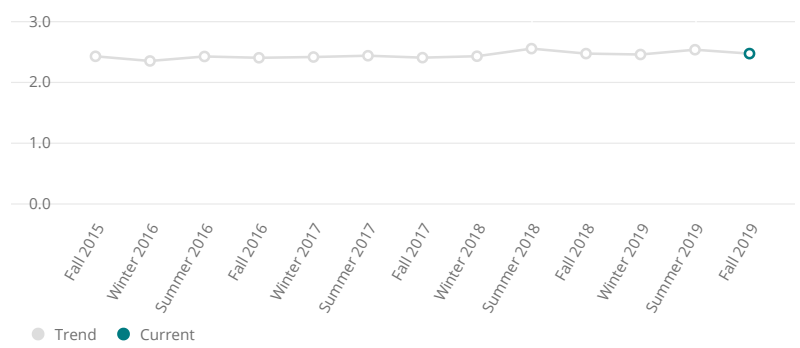
Administered to all courses.

0 = Strongly Disagree, 1 = Disagree, 2 = Agree, 3 = Strongly Agree

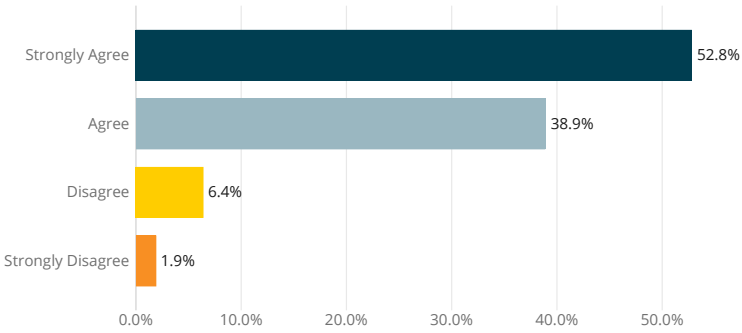
A1. The course was a valuable learning experience for me. 21,073 Responses



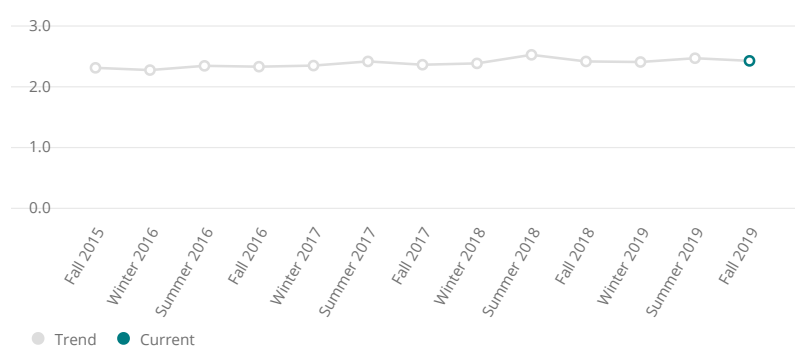
A1. Overall Score by Course Term



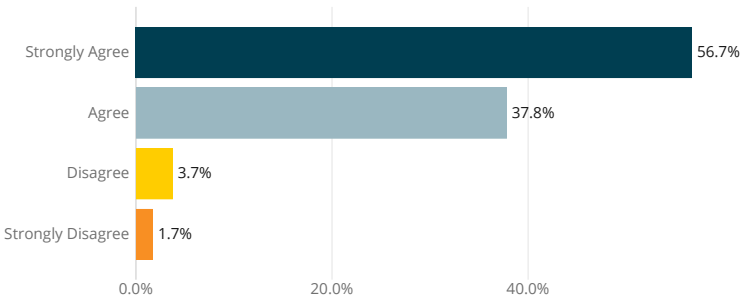
A2. The course challenged me to do my best work. 21,028 Responses



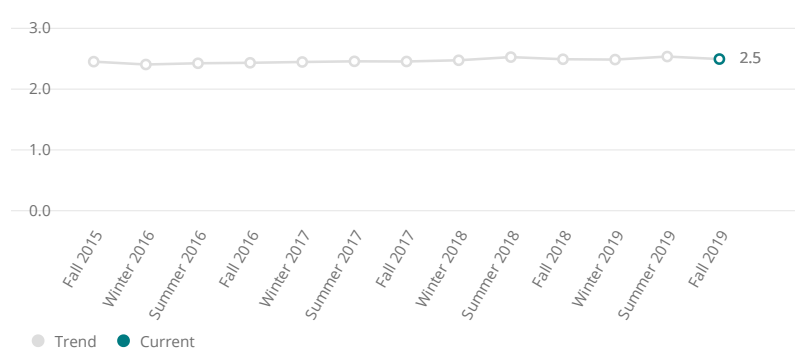
A2. Overall Score by Course Term



A3. I think the course content reflected the learning outcomes, as stated in the course outline. 21,009 Responses

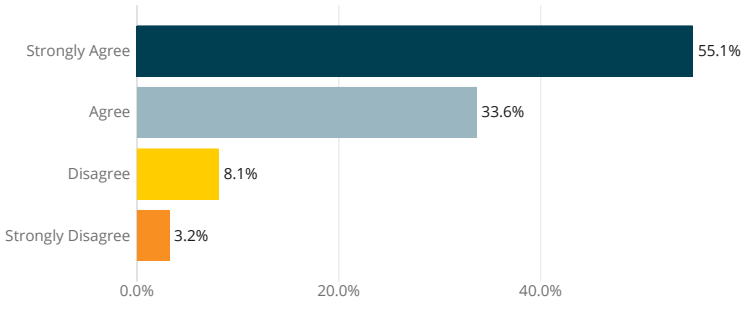


A3. Overall Score by Course Term



A4. The course experience increased my appreciation for the subject matter.

21,040 Responses



A4. Overall Score by Course Term

