



Institutional Report

Total Response Count

17,519

Survey Responses by Campus

Campus	Count	Percent
Kamloops	17,179	98%
Williams Lake	340	2%

Survey Responses by Division

Division	Count	Percent
Bob Gaglardi School of Business and Economics	3,794	22%
Faculty of Adventure, Culinary Arts and Tourism	629	4%
Faculty of Arts	3,670	21%
Faculty of Education and Social Work	1,961	11%
Faculty of Law	395	2%
Faculty of Science	4,905	28%
Faculty of Student Development	89	1%
School of Nursing	1,658	9%
School of Trades and Technology	418	2%

Survey Responses by Department

Department	Count	Percent
Accounting and Finance	969	6%
Adventure Studies	177	1%
Agricultural Related	393	2%
Allied Health	473	3%
Architectural and Engineering Technology	164	1%
Biological Sciences	818	5%
Career and Experiential Learning	71	0%
Communication and Visual Arts	786	4%
Computing Science	637	4%
Construction Trades	252	1%
Counselling Acad Sup and Assess	18	0%
Culinary Arts and Retail Meat	42	0%
Economics	779	4%
Education	983	6%
Engineering	145	1%
English Language Learning and Teaching	295	2%
Environment, Culture, and Society	739	4%
Health Care Assistant	195	1%
Human Enterprise and Innovation	638	4%
Law	395	2%
Literatures, Languages, and Performing Arts	1,061	6%
Management, Intl Bus, Info, Supply Chain	843	5%
Marketing	565	3%
Mathematics and Statistics	711	4%
Mechanical and Welding Trades	166	1%
Natural Resource Sciences	550	3%
Nursing	1,463	8%
Philosophy, History and Politics	552	3%
Physical Sciences	1,014	6%
Psychology	532	3%
Social Work and Human Service	406	2%

Survey Responses by Course Level

Course Level	Count	Percent
1000	5,983	34%
2000	4,342	25%
3000	3,526	20%
4000	1,941	11%
5000	860	5%
6000	336	2%
Preparatory	531	3%

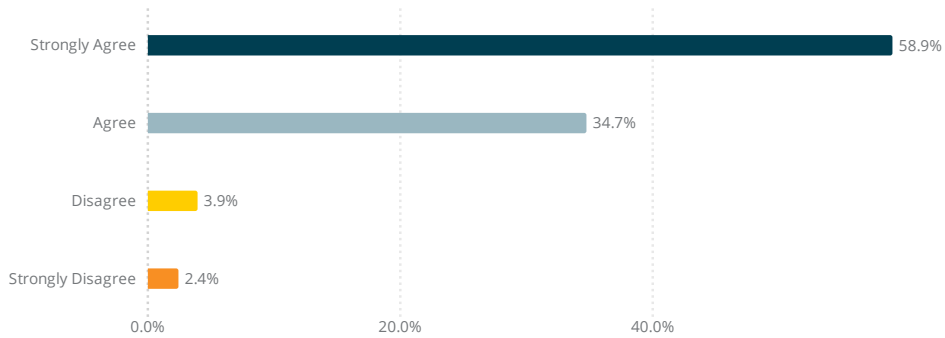
Tourism Management	410	2%
University and Employment Prep	277	2%

Part A. Senate Questions

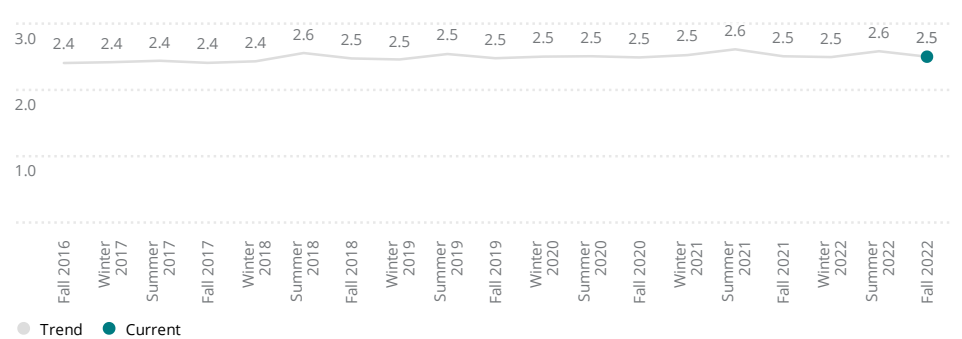
Administered to all courses.

0 = Strongly Disagree, 1 = Disagree, 2 = Agree, 3 = Strongly Agree

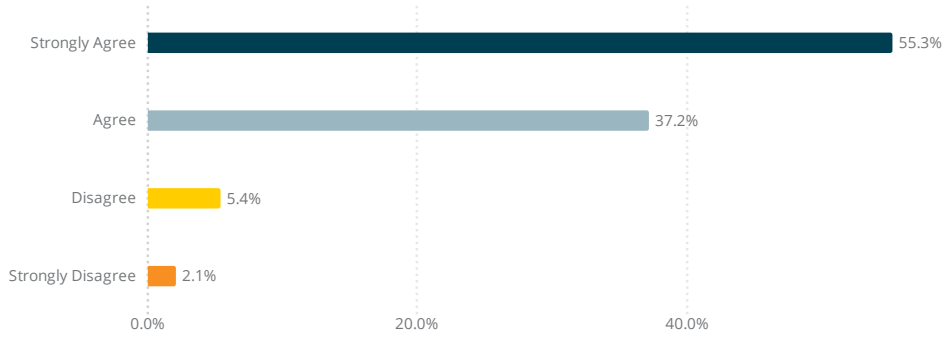
A1. The course was a valuable learning experience for me. 17,119



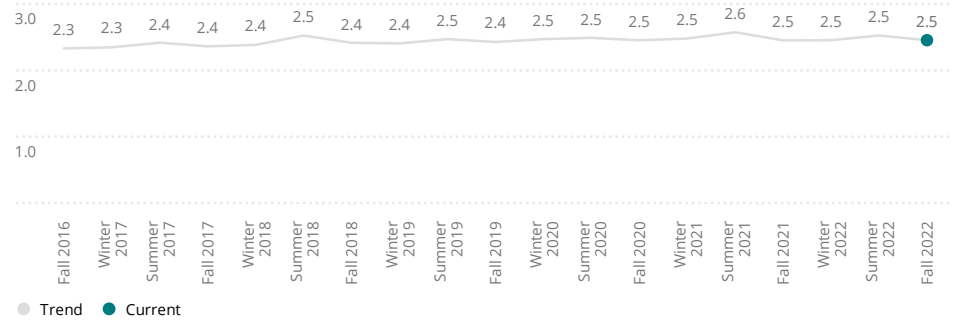
A1. Overall Score by Course Term △



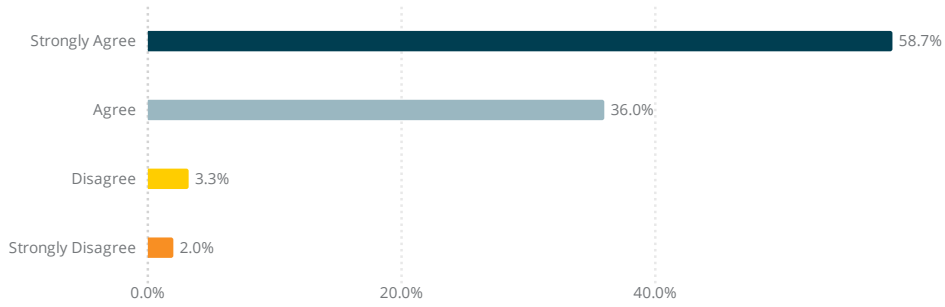
A2. The course challenged me to do my best work. 17,071



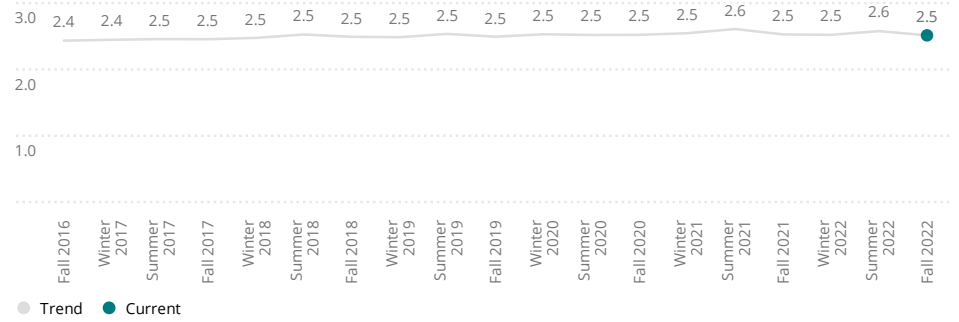
A2. Overall Score by Course Term [△](#)



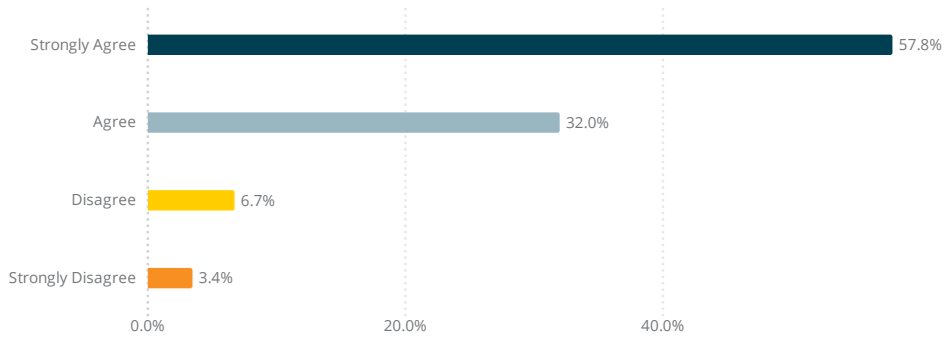
A3. I think the course content reflected the learning outcomes, as stated in the course outline. 17,055



A3. Overall Score by Course Term [△](#)



A4. The course experience increased my appreciation for the subject matter. 17,072



A4. Overall Score by Course Term [△](#)

